

MODEL: 8D-AGM
VOLTAGE: 12
DIMENSIONS: Inches (mm)
BATTERY: VRLA AGM
COLOR: Black (case/cover)
MATERIAL: ABS
WATERING SYSTEM: N/A



PRODUCT SPECIFICATIONS

BCI GROUP SIZE	TYPE	CAPACITY ^A Minutes	CRANKING Performance		CAPACITY ^B Amp-Hours (AH)				ENERGY (kWh)	TERMINAL Type ^G	DIMENSIONS ^C Inches (mm)			WEIGHT lbs. (kg)
		@25 Amps	C.C.A. ^D @0°F	C.A. ^E @32°F	5-Hr Rate	10-Hr Rate	20-Hr Rate	100-Hr Rate	100-Hr Rate		Length	Width	Height ^F	
12 VOLT DUAL PURPOSE AGM BATTERY														
8D	8D-AGM	460	1450	1850	179	210	230	254	3.05	6	20.47 (520)	10.64 (270)	9.08 (231)	167 (76)

- A.** The number of minutes a battery can deliver when discharged at a constant rate at 80°F (27°C) and maintain a voltage above 1.75 V/cell. Capacities are based on peak performance.
B. The amount of amp-hours (AH) a battery can deliver when discharged at a constant rate at 80°F (27°C) and 86°F (30°C) for the 5-Hour rate and maintain a voltage above 1.75 V/cell. Capacities are based on peak performance.
C. Dimensions are based on nominal size. Dimensions may vary depending on type of handle or terminal. Batteries to be mounted with .5 inches (12.7 mm) spacing minimum.
D. C.C.A. (Cold Cranking Amps) - the discharge load in amperes which a new, fully charged battery can maintain for 30 seconds at 0°F at a voltage above 1.2 V/cell.
E. C.A. (Cranking Amps) - the discharge load in amperes which a new, fully charged battery can maintain for 30 seconds at 32°F at a voltage above 1.2 V/cell. This is sometimes referred to as marine cranking amps @ 32°F or M.C.A. @ 32°F.
F. Dimensions taken from bottom of the battery to the highest point on the battery. Heights may vary depending on type of terminal.
G. Terminal images are representative only.

Trojan's battery testing procedures adhere to both BCI and IEC test standards.

CHARGING INSTRUCTIONS

CHARGER VOLTAGE SETTINGS (AT 77°F/25°C)				
System Voltage	12V	24V	36V	48V
Daily Charge	14.1 – 14.7	28.2 – 29.4	42.3 – 44.1	56.4 – 58.8
Float	13.5	27	40.5	54

Do not install or charge batteries in a sealed or non-ventilated compartment. Constant under or overcharging will damage the battery and shorten its life as with any battery.


CHARGING TEMPERATURE COMPENSATION

.028 VPC for every 10°F (5.55°C) above or below 77°F (25°C) (add .028 VPC for every 10°F (5.55°C) below 77°F and subtract .028 VPC for every 10°C above 77°F).

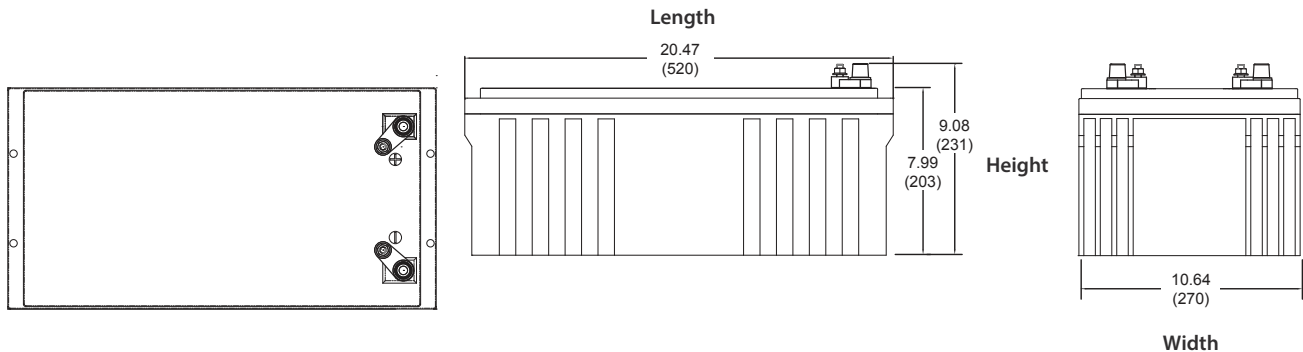
OPERATIONAL DATA

Operating Temperature	Self Discharge
-4°F to 131°F (-20°C to +55°C). At temperatures below 32°F (0°C) maintain a state of charge greater than 60%.	Less than 3% per month depending on storage temperature conditions.

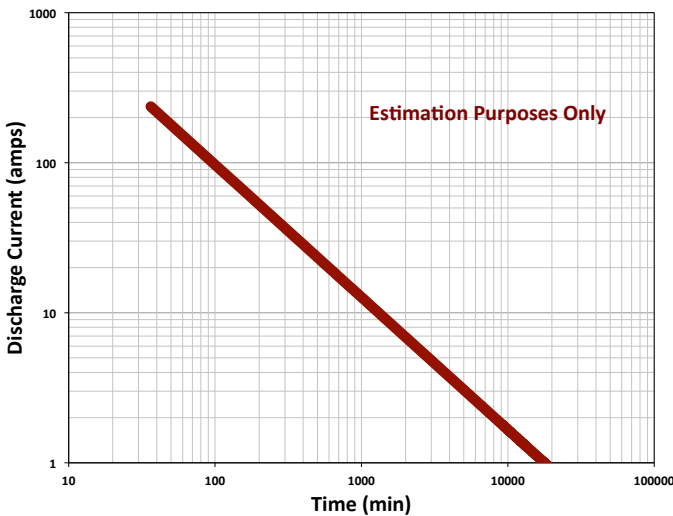
TERMINAL CONFIGURATIONS

6	DT	Automotive Post & Stud Terminal
		Terminal Height Inches (mm) .79 (20) Torque Values in-lb (Nm) Stud: 95 – 105 (11 – 12) AP: 50 – 70 (6 – 8) Bolt Size 5/16"

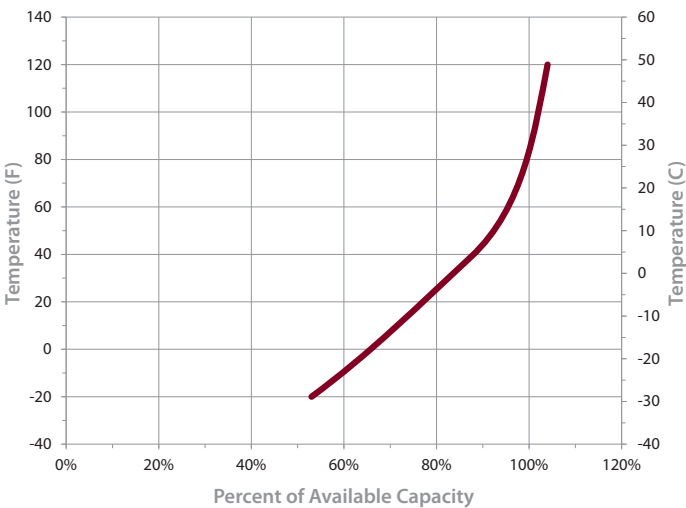
BATTERY DIMENSIONS (shown with DT)



TROJAN 8D-AGM PERFORMANCE



PERCENT CAPACITY VS. TEMPERATURE



Trojan batteries are available worldwide through Trojan's Master Distributor Network. We offer outstanding technical support, provided by full-time application engineers.

For a Trojan Master Distributor near you, call 800.423.6569 or + 1.562.236.3000 or visit www.trojanbattery.com

12380 Clark Street, Santa Fe Springs, CA 90670 • USA