






AUTOPILOT RAYMARINE 6000 LS32







Glue the wood with XPU (white glue)



Hydraulic pump bolted to the 30mm board

