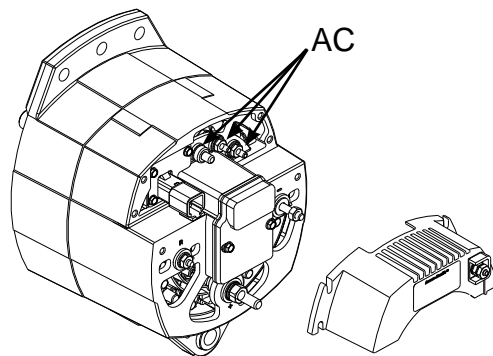
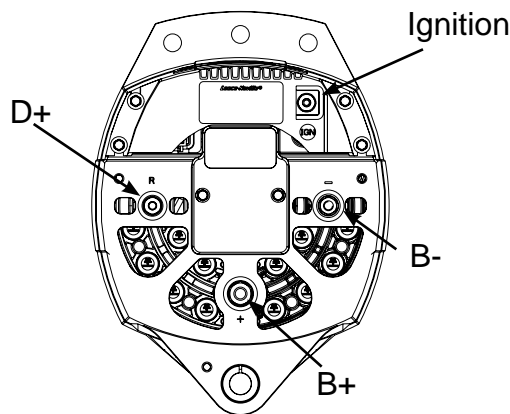


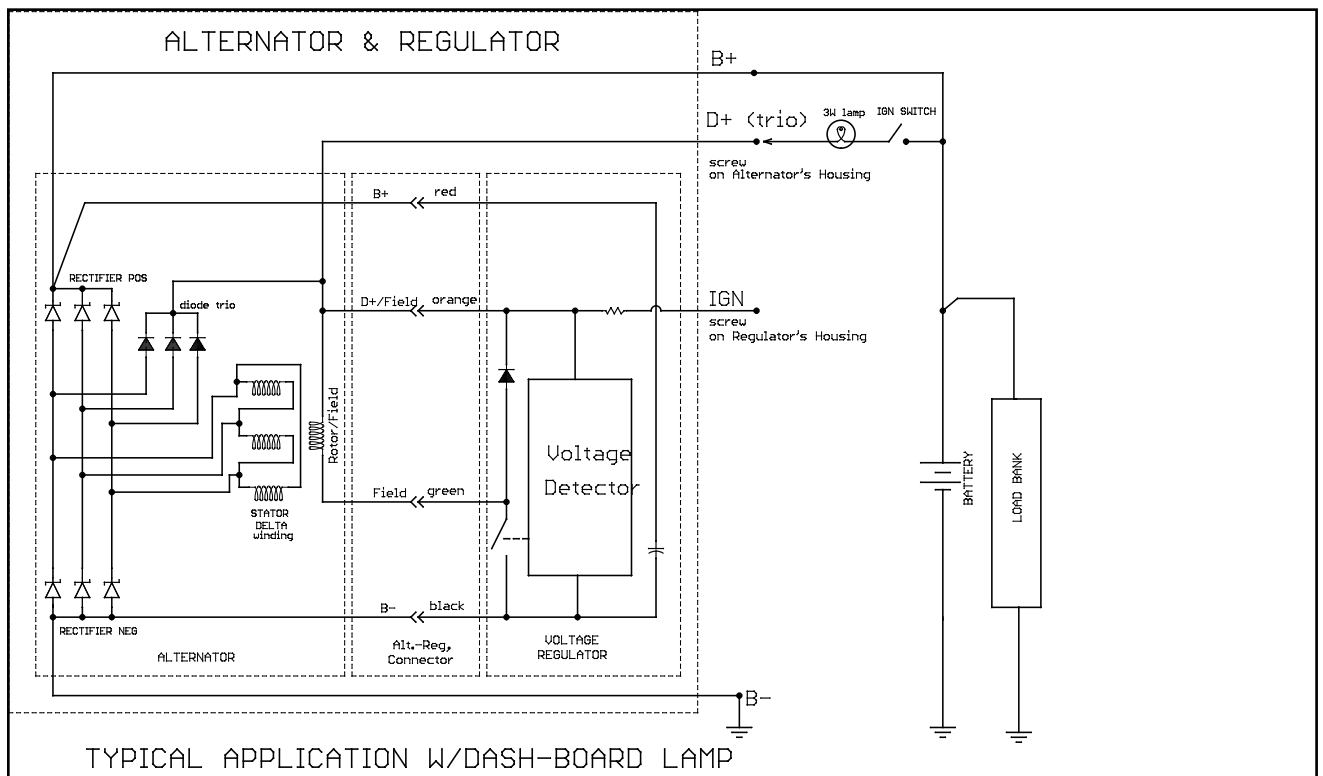
Source: Leece-Neville Heavy Duty Systems Division - Arcade, NY USA  
Date: August 20, 2009  
Bulletin No: TSB-1139  
Models: 8SC  
Subject: Wiring diagram



## Models covered:

8SC3009ZA  
8SC3009ZAC  
8SC3014U  
8SC3015U  
8SC3019U  
8SC3029Z  
8SC3068V  
8SC3068VC

Note: AC terminals located beneath the voltage regulator.



**Important:** The information contained in this bulletin is intended for use by trained, professional technicians who have the proper tools, equipment, and training to perform the required maintenance described above. This information is NOT intended for 'do-it-yourselfers', and you should not assume that this information applies to your equipment. If you have any questions regarding this information please visit our website at [www.prestolite.com](http://www.prestolite.com), or contact our technical service department at: